

PRODUCT RANGE

ORDER CODE

zc-driver-iot-22W

22W wireless dimmable LED Driver

zc-driver-iot-40W

40W wireless dimmable LED Driver

PRODUCT INFORMATION

GENERAL

Voltage 220-240V~

lin < 0.14A

zc-diver-iot-22W Input PF 0.98

zc-diver-iot-40W Input PF 0.97

Frequency 50/60Hz

Ambient Temperature 20-50°C

Frequency band 2.4G

Max radio tx power +8 dBm

FEATURES

- For use with DALI control system
- Supports IEC 62386-104 over Thread
- 10-level current output can be realized by DIP-switch
- Soft dimming and flicker-free at any brightness, meets the new requirements of ErP certification
- Using HPC patented technology, at any dimming level, the brightness of the lights is the same
- Dimming range 1~100%, output current accuracy 2%
- High PF, high efficiency, low THD
- Screw-free and pressing type strain relief, supports thicker cables and is easier to install
- Intelligent LED hot-plug protection function
- SELV and Class II design, suitable for use outside of the light
- Compliance with CE, EL, DALI-2 and other certifications
- IP20 protection grade, indoor use
- Nominal life-time up to 100,000 h
- 5-year guarantee

FUNCTIONS

- Support central emergency application (dimming normal in DC input)
- Support self-contained emergency application
- Protective features (short-circuit, hot plug-in protection)

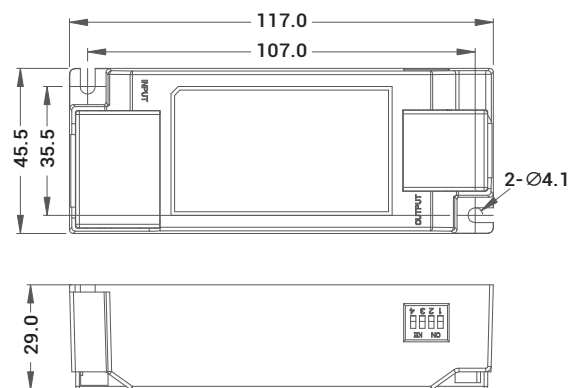
SUITABLE FOR LIGHTS

- Suitable for lights with independent drivers such as downlights, spotlights, panel lights, etc
- Not suitable for lights with built-in drivers

TYPICAL APPLICATIONS

- LED indoor lighting
- LED office lighting
- LED commercial lighting

INSTALLATION zc-driver-iot-22W

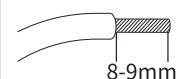


INPUT

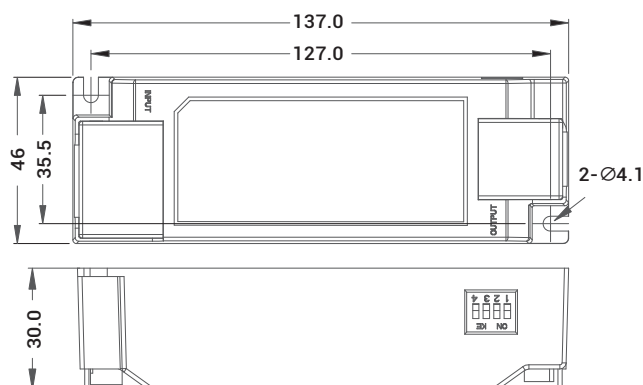
Numbering	function	colour
1	ACL/DC+	orange
2	ACN/DC-	orange

Input wire

0.75-1.5mm²



INSTALLATION zc-driver-iot-40W

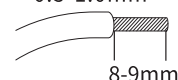


OUTPUT

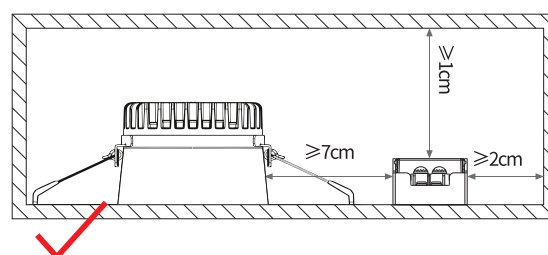
Numbering	function	colour
1	LED-	black
2	LED+	red

Output wire

0.5-1.0mm²



INSTALLATION REQUIREMENTS





BK-WAL022-A0600AWZ

Output			1	2	3	4	Dimming depth
Prated(w)	Irated(mA)	Voltage(Vdc)					
9.45	225	6-42	--	ON	ON	ON	1%
10.50	250	6-42	ON	--	ON	ON	1%
11.55	275	6-42	--	--	ON	ON	1%
12.60	300	6-42	--	ON	--	ON	1%
14.70	350	6-42	--	--	--	ON	1%
16.80	400	6-42	ON	ON	ON	--	1%
18.90	450	6-42	--	--	ON	--	1%
21.00	500	6-42	--	ON	--	--	1%
23.10	550	6-42	ON	--	--	--	1%
22.80	600 ★	6-38	--	--	--	--	1%

BK-WAL040-A1050AWZ

Output			1	2	3	4	Dimming depth
Prated(w)	Irated(mA)	Voltage(Vdc)					
25.20	600	6-42	--	ON	ON	ON	1%
27.30	650	6-42	ON	--	ON	ON	1%
29.40	700	6-42	--	--	ON	ON	1%
31.50	750	6-42	--	ON	--	ON	1%
33.60	800	6-42	--	--	--	ON	1%
35.70	850	6-42	ON	ON	ON	--	1%
37.80	900	6-42	--	--	ON	--	1%
39.90	950	6-42	--	ON	--	--	1%
40.00	1000	6-40	ON	--	--	--	1%
39.90	1050 ★	6-38	--	--	--	--	1%

Remarks:

- ★ It means that this item is the factory default current.
- It means that this channel is OFF.